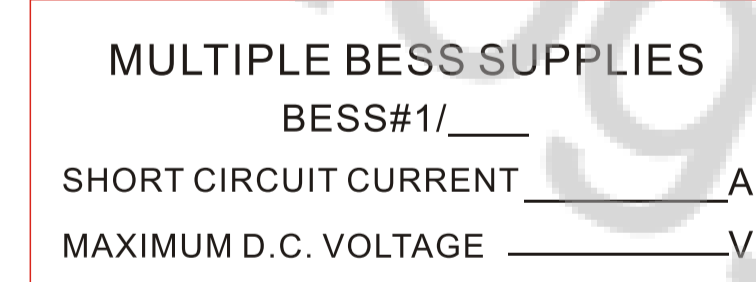

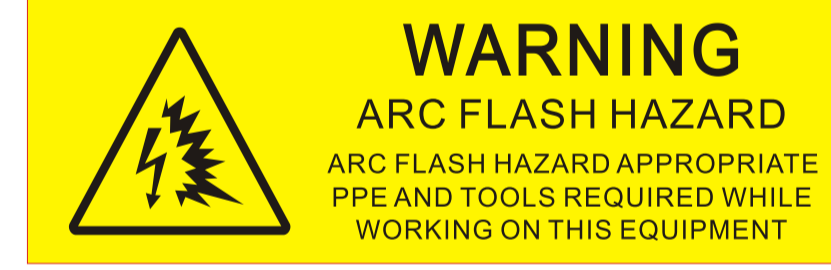




**SHUTDOWN PROCEDURE**  
STEP 1: Turn off the INVERTER AC ISOLATOR or INVERTER SUPPLY MAIN SWITCH located in the Switchboard  
STEP 2: Isolate the PV Array Turn off the DC Isolators  
STEP 3: Turn off the BATTERY DC ISOLATOR  
Manufacturer/Supplier Name: \_\_\_\_\_  
Contact Number: \_\_\_\_\_

X2



BATTERY SYSTEM  
D.C. ISOLATOR

BATTERY LOCATED

BATTERY SYSTEM  
CIRCUIT BREAKER

**BATTERY** X2

MAIN SWITCH  
(STAND-ALONE  
SUPPLY)

MAIN  
SWITCH  
(BATTERY  
SUPPLY)



X2

